
Superintendent Coffee Chat: Welcome New Families

— Jonathan Hart, Ph.D.
Superintendent of Schools —

What's a coffee chat?

Virtual meeting, 4 times per year;

Provides information to parents and families in a casual atmosphere;

Allows for more of a Q & A and discussion;

Opportunities for parents to provide feedback related to the topic;

Sometimes there is opportunity for other topics as well;

Bring a cup of coffee.



Our agenda

Things you should know as you enter the Readington Public Schools:

- Who's who in administration
- Communications
- Using the Parent Portal and Genesis
- Who to contact when
- Curricular information, social emotional learning (SEL), and online tools

Opportunities for feedback and Q & A

The administration

Central Office

Dr. Jonathan Hart, Superintendent

Mr. Jason Bohm, Business Administrator

Mrs. Staci Beegle, Director of Pupil Services

Dr. Stacey Brown, Supervisor of Humanities

Mrs. Sherry Krial, Supervisor of Prof. Devl. and Technology

Ms. Sarah Pauch, Supervisor of Math, Science and Technology

Mr. Anthony Tumolo, Supervisor of SEL and Special Projects

Building Leadership

Mrs. Sharon Moffat, Principal RMS

Dr. Jonathan Moss, Vice Principal RMS

Mr. Paul Nigro, Principal HBS

Mrs. Kristen Higgins, Principal TBS

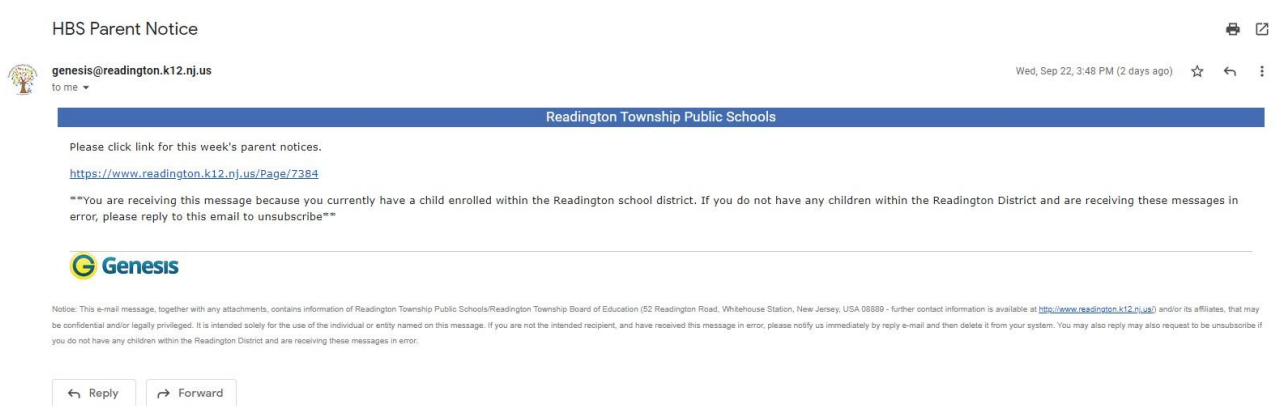
Dr. Ann DeRosa, Principal WHS

Communication: What and when?

Mondays: Community News will be sent via *Genesis* (every 2 weeks)

Wednesdays: Parent Notices will be sent via *Genesis* (every week)

Fridays: Superintendent letters will be sent via *Genesis* (as needed and depending on the COVID situation)



If you miss a Wednesday Notice

Notices kept here on
each school website



The screenshot shows the Readington Middle School website. A large red arrow points from the text 'Notices kept here on each school website' to the 'VIRTUAL BACKPACK' link in the navigation bar. The website features a dark blue header with the school's name and a yellow navigation bar. Below the navigation bar, there are two main images: a group photo of the girls' soccer team and a photo of the school building. To the right of these images is a sidebar with links to various portals. At the bottom, there are three sections: 'QuickLinks', 'In the News', and 'Upcoming Events'.

Readington Township
Public Schools

Readington Middle School

Sign In | Register

PO Box 700
48 Readington Rd.
Whitehouse Station, NJ 08889
Phone: 908-534-2113
Fax: 908-534-6802

HOME | CLASSROOMS | OUR SCHOOL | STUDENTS | PARENTS | VIRTUAL BACKPACK | ATHLETICS/EXTRACURRICULAR ACTIVITIES

Contacts
Staff Directory
Parent Portal
Staff Portal
Student Portal

QuickLinks

- 2021-2022 Health Forms Due
- School Supply Lists

In the News

Welcome Back to RMS!!!

Upcoming Events

Today
Day 2

Tech@Home

www.readington.k12.nj.us/tech@home



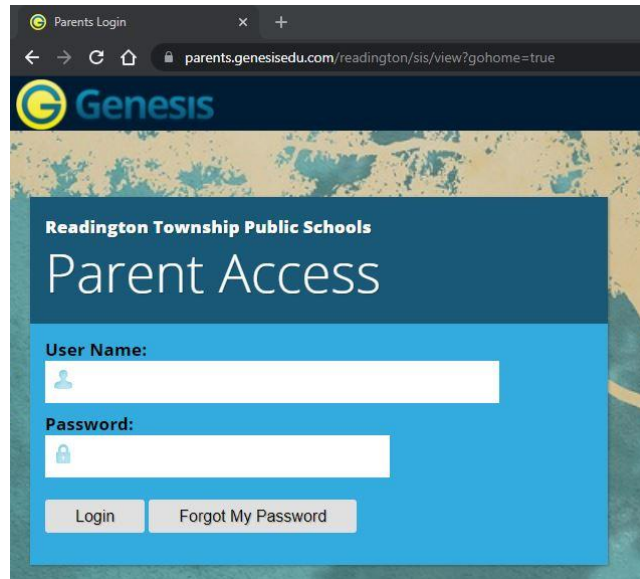
Tech @ Home

Parent & Student Resource

This website is for families to use for resources and assistance with Technology use.

Genesis Parent Portal

<https://parents.genesisedu.com/readington>



The screenshot shows a web browser window with the address bar displaying `parents.genesisedu.com/readington/sis/view?gohome=true`. The page features the Genesis logo at the top. Below it, a dark blue header contains the text "Readington Township Public Schools" and "Parent Access". The main login area has a light blue background and contains the following elements:


- User Name:** A label followed by a white input field with a user icon on the left.
- Password:** A label followed by a white input field with a lock icon on the left.
- Login** and **Forgot My Password** buttons at the bottom.

Using Genesis for Parents

The summary screen contains your child's schedule, homeroom teacher, username and password, and bus stop information

[Summary](#) [Assessments](#) [Attendance](#) [Grading](#) [Gradebook](#) [Documents](#) [Forms](#) [Course Pages](#) [Letters](#)

SELECT STUDENT: [REDACTED]



Homeroom: [REDACTED]

Age: [REDACTED]

Birthdate: [REDACTED]

Google/Clever Username: [REDACTED]

Password: [REDACTED]

STUDENT ID: [REDACTED] | STATE ID: [REDACTED]

GRADE: 02

Print Schedule: [List](#) Today's Cycle: F

Fri, 09/24 (F) Mon, 09/27 (M) Tue, 09/28 (T)

[List View](#) / [Daily View](#)

STUDENT SCHEDULE (09/24)	
Period 1	Art (5) Room [REDACTED]
Period 1	Handwriting Room [REDACTED]
Period 1	Media/Library Skills (5) Room [REDACTED]
Period 1	Mathematics Room [REDACTED]

Period 1	Writing Room [REDACTED]
Period 1	Word Study Room [REDACTED]

THIS WEEK	M	T	W	R	F	BUS	WEEK / DAY	< FRIDAY	
ATTENDANCE	-	-	-	-	-		TIME	BUS STOP	BUS #
ASSIGNMENTS	0	0	0	0	0		AM 7:55AM	[REDACTED]	[REDACTED]
							PM 3:38PM	[REDACTED]	[REDACTED]

Contacts

Using the Contacts tab on the top of the page you can view your child's contacts, update your email address, and add emergency contacts. To update your phone number or remove a contact, please reach out to the main office.



This screenshot shows a form for adding emergency contacts. It is divided into three sections: EMERGENCY 2 GRANDMOTHER, EMERGENCY 3 GRANDFATHER, and DOCTOR. Each section has a checkbox for 'GUARDIAN HAS GIVEN THIS CONTACT PERMISSION TO PICK UP STUDENT FROM SCHOOL', fields for Home Phone, Home Email, and Add Phone/Email, and a 'Save All Changes' button. The DOCTOR section also has a checkbox for the same permission. At the bottom, there is a green button labeled 'Add Contact for'.

EMERGENCY 2	GRANDMOTHER	OPTIONS
<input checked="" type="checkbox"/> GUARDIAN HAS GIVEN THIS CONTACT PERMISSION TO PICK UP STUDENT FROM SCHOOL		
Home Phone:	<input type="text"/>	Primary Phone <input type="text"/>
Home Email:	<input type="text"/>	
Add Phone/Email:	Home Email <input type="text"/>	<input type="text"/> Save All Changes

EMERGENCY 3	GRANDFATHER	OPTIONS
<input checked="" type="checkbox"/> GUARDIAN HAS GIVEN THIS CONTACT PERMISSION TO PICK UP STUDENT FROM SCHOOL		
Home Phone:	<input type="text"/>	Primary Phone <input type="text"/>
Home Email:	<input type="text"/>	
Add Phone/Email:	Home Email <input type="text"/>	<input type="text"/> Save All Changes

DOCTOR	OPTIONS
<input type="checkbox"/> GUARDIAN HAS GIVEN THIS CONTACT PERMISSION TO PICK UP STUDENT FROM SCHOOL	
Home Phone:	<input type="text"/>
Home Email:	<input type="text"/>
Add Phone/Email:	Home Email <input type="text"/>

Add Contact for

Report Cards

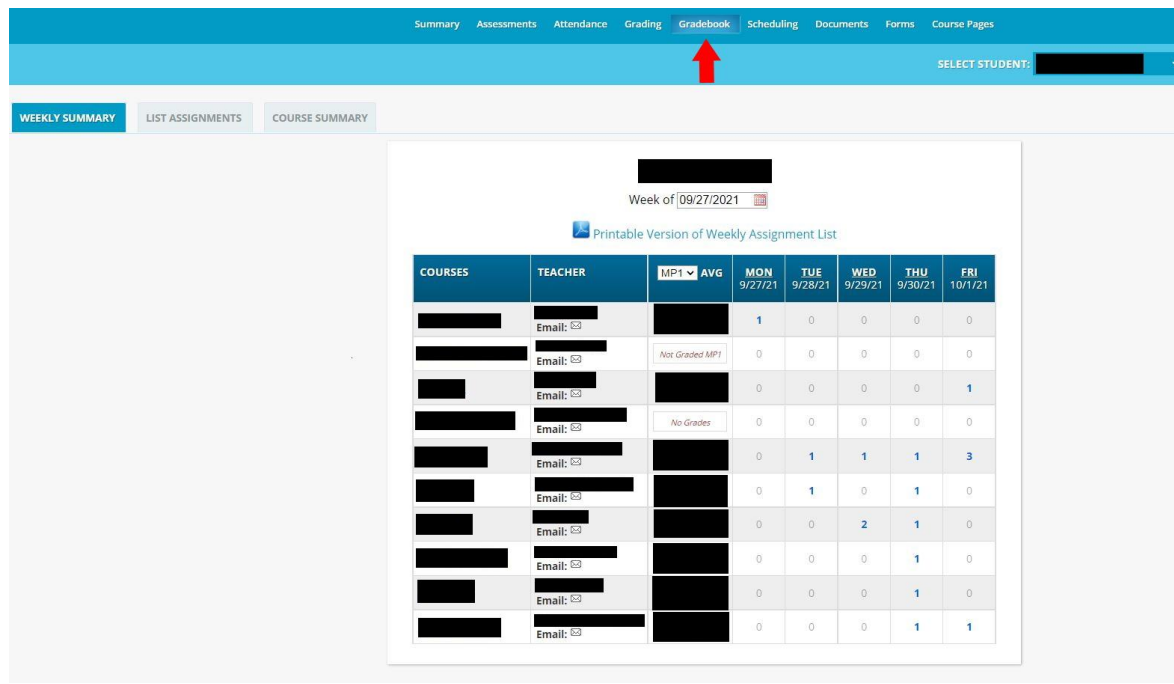
To view report cards, go to the Grading tab and select Available Report Cards

The screenshot displays the Genesis Parent Resources web application. At the top, a dark blue header contains the logo and navigation links for STUDENT DATA, SETTINGS, and LOGOUT. Below this, a light blue navigation bar includes tabs for Summary, Assessments, Attendance, Grading (highlighted with a red arrow), Gradebook, Documents, Forms, and Course Pages. A red arrow points down to the 'AVAILABLE REPORT CARDS' button in the left sidebar. The main content area shows a student selection dropdown and a table of report cards. The table has columns for YEAR, SCHOOL, NAME, MARKING PERIOD, and VIEW. A message states 'No report cards found in 2021-22 school year'. Below this, a section titled 'PREVIOUS YEAR REPORT CARDS' lists report cards for the 2020-21 and 2019-20 school years, both from Whitehouse School.

YEAR	SCHOOL	NAME	MARKING PERIOD	VIEW
No report cards found in 2021-22 school year				
PREVIOUS YEAR REPORT CARDS				
2020-21	Whitehouse School	Report Card - Grade 1		
2019-20	Whitehouse School	Report Card - Grade K		

Gradebook

Gradebook is available starting in Holland Brook School. Gradebook will show you a running average of you students marking period grade and any assignments you child may have.

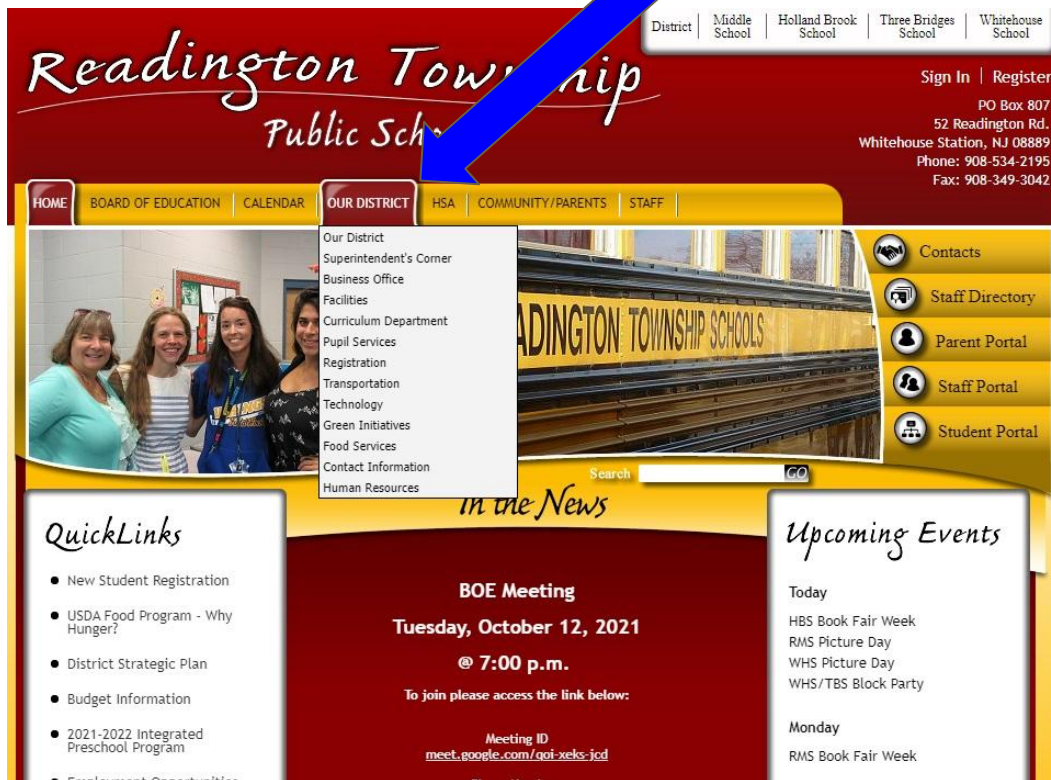


The screenshot displays the Gradebook interface. At the top, a navigation bar includes links for Summary, Assessments, Attendance, Grading, Gradebook (highlighted with a red arrow), Scheduling, Documents, Forms, and Course Pages. Below this, a 'SELECT STUDENT:' dropdown menu is visible. The main content area features three tabs: WEEKLY SUMMARY (selected), LIST ASSIGNMENTS, and COURSE SUMMARY. The weekly summary shows the 'Week of 09/27/2021' and a link to a 'Printable Version of Weekly Assignment List'. A table lists student performance across various courses and marking periods.

COURSES	TEACHER	MP1	AVG	MON 9/27/21	TUE 9/28/21	WED 9/29/21	THU 9/30/21	FRI 10/1/21
[Redacted]	[Redacted] Email: [Redacted]	[Redacted]	[Redacted]	1	0	0	0	0
[Redacted]	[Redacted] Email: [Redacted]	Not Graded MP1	[Redacted]	0	0	0	0	0
[Redacted]	[Redacted] Email: [Redacted]	[Redacted]	[Redacted]	0	0	0	0	1
[Redacted]	[Redacted] Email: [Redacted]	No Grades	[Redacted]	0	0	0	0	0
[Redacted]	[Redacted] Email: [Redacted]	[Redacted]	[Redacted]	0	1	1	1	3
[Redacted]	[Redacted] Email: [Redacted]	[Redacted]	[Redacted]	0	1	0	1	0
[Redacted]	[Redacted] Email: [Redacted]	[Redacted]	[Redacted]	0	0	2	1	0
[Redacted]	[Redacted] Email: [Redacted]	[Redacted]	[Redacted]	0	0	0	1	0
[Redacted]	[Redacted] Email: [Redacted]	[Redacted]	[Redacted]	0	0	0	1	0
[Redacted]	[Redacted] Email: [Redacted]	[Redacted]	[Redacted]	0	0	0	1	1

District/Curricular Information

Access to most of our departments.
COVID Information is under the Superintendent's Corner.



The screenshot shows the Readington Township Public Schools website. A blue arrow points to the 'OUR DISTRICT' menu item in the navigation bar. The menu is open, showing a list of links including 'Our District', 'Superintendent's Corner', 'Business Office', 'Facilities', 'Curriculum Department', 'Pupil Services', 'Registration', 'Transportation', 'Technology', 'Green Initiatives', 'Food Services', 'Contact Information', and 'Human Resources'. The website also features a 'QuickLinks' section with links to 'New Student Registration', 'USDA Food Program', 'District Strategic Plan', 'Budget Information', '2021-2022 Integrated Preschool Program', and 'Employment Opportunities'. A 'BOE Meeting' announcement for Tuesday, October 12, 2021, at 7:00 p.m. is displayed, with a link to the meeting. The 'Upcoming Events' section lists 'Today' events: 'HBS Book Fair Week', 'RMS Picture Day', 'WHS Picture Day', and 'WHS/TBS Block Party', and 'Monday' events: 'RMS Book Fair Week'. The website header includes the school district name, contact information, and a navigation bar with links to 'HOME', 'BOARD OF EDUCATION', 'CALENDAR', 'OUR DISTRICT', 'HSA', 'COMMUNITY/PARENTS', and 'STAFF'.

Readington Township
Public Schools

District | Middle School | Holland Brook School | Three Bridges School | Whitehouse School

Sign In | Register
PO Box 807
52 Readington Rd.
Whitehouse Station, NJ 08889
Phone: 908-534-2195
Fax: 908-349-3042

HOME | BOARD OF EDUCATION | CALENDAR | OUR DISTRICT | HSA | COMMUNITY/PARENTS | STAFF

Our District
Superintendent's Corner
Business Office
Facilities
Curriculum Department
Pupil Services
Registration
Transportation
Technology
Green Initiatives
Food Services
Contact Information
Human Resources

ADINGTON TOWNSHIP SCHOOLS

Search GO

QuickLinks

- New Student Registration
- USDA Food Program - Why Hunger?
- District Strategic Plan
- Budget Information
- 2021-2022 Integrated Preschool Program
- Employment Opportunities

BOE Meeting
Tuesday, October 12, 2021
@ 7:00 p.m.
To join please access the link below:
Meeting ID
meet.google.com/qai-xeks-jcd

Upcoming Events

Today

- HBS Book Fair Week
- RMS Picture Day
- WHS Picture Day
- WHS/TBS Block Party

Monday

- RMS Book Fair Week

Contacts
Staff Directory
Parent Portal
Staff Portal
Student Portal

Math i-Ready

i-Ready Family Central: <https://i-readycentral.com/familycenter/>

Logging in via Clever:

<https://sites.google.com/readington.k12.nj.us/i-ready-via-clever/home>



IT Systems Access Portal



SEL Resources

Parent Resource page:

<https://www.readington.k12.nj.us/Page/6088>

Harassment, Intimidation, Bullying page:

<https://www.readington.k12.nj.us/site/Default.aspx?PageID=355>

Harassment, Intimidation and Bullying



Readington Township Public Schools

District | Middle School | Holland Brook School | Three Bridges School | Whitehouse School

Sign In | Register

PO Box 807
52 Readington Rd.
Whitehouse Station, NJ 08889
Phone: 908-534-2195
Fax: 908-349-3042

HOME | BOARD OF EDUCATION | CALENDAR | OUR DISTRICT | HSA | COMMUNITY/PARENTS | STAFF

Search

QuickLinks

- New Student Registration
- USDA Food Program - Why Hunger?
- District Strategic Plan
- Budget Information
- 2021-2022 Integrated Preschool Program
- Employment Opportunities
- Public Notice of Non-Discrimination
- District Policies
- Request for Public Records
- Emergency School Closings
- Harassment, Intimidation, and Bullying
- ESSA Resource Page
- Technology System Access and Support

In the News

BOE Meeting
Tuesday, October 12, 2021
@ 7:00 p.m.
To join please access the link below:
Meeting ID
meet.google.com/gak-xeks-jod
Phone Numbers
(US)+1 323-508-3582
PIN: 267 849 903#

FEMA Assistance

Upcoming Events

Today
HBS Book Fair Week
RMS Picture Day
WHS Picture Day
WHS/TBS Block Party

Monday
RMS Book Fair Week

Tuesday
RMS Book Fair Week

Wednesday
RMS Book Fair Week

Thursday
HCRHS Back to School Night
RMS Book Fair Week

October 1, 2021
RMS Book Fair Week

Who to contact? When?

The “chain of command”

1. Classroom teacher
2. Building principal or supervisor
3. Superintendent
4. Board of Education

Role of the BOE: <https://www.readington.k12.nj.us/Page/5730>

An excerpt: “At times, community members contact individual board members about personal issues or questions. When that happens, board members will rightfully encourage the community member to follow the chain of command—beginning with the classroom teacher and progressing through the hierarchy. Thinking that contacting a BOE member means “going right to the top” complicates rather than alleviates any problem or issue. Going around or over the school staff creates morale problems and puts board members outside their area of responsibility. When the chain of command is used properly by citizens and board members, it improves communication and leaves the Board of Education free to act as final arbiter on issues that have not been resolved at other steps in the chain.”

Questions? Thoughts?

Take away: What is it that you wish you knew as you entered our schools?
